

MiBOXER[®]

Mi • Light Subordinate New Brand

RGB+CCT LED Garden Light (DMX512&RDM)

Model No.: D5-G50 / D5-G100

Features

1. Accord with DMX512 standard protocol.
2. Digital Display, Set DMX initial address through button.
3. Support RDM function.
4. 16 million colors to change, color temperature and brightness adjustable.
5. IP65 waterproof rate



RGB colors to choose



Support RDM function



Color temperature



Beam angle 25°



Brightness control



Waterproof and dustproof grade IP65

Parameter

50W RGB+CCT LED Garden Light (DMX512&RDM)

Model No.: D5-G50

Input Voltage: AC100~240V 50/60Hz

Power: 50W

Color Temperature: 2700K~6500K

Luminous Flux: 4000LM

Light Efficiency: 80LM/W

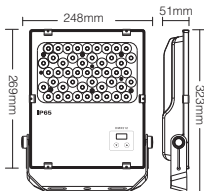
CRI: >80 PF: >0.9

Beam Angle: 25°

IP Rate: IP65

Lifespan: 50000 hours

Working Temperature: -20~45°C



100W RGB+CCT LED Garden Light (DMX512&RDM)

Model No.: D5-G100

Input Voltage: AC100~240V 50/60Hz

Power: 100W

Color Temperature: 2700K~6500K

Luminous Flux: 7500LM

Light Efficiency: 75LM/W

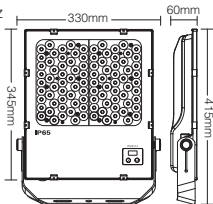
CRI: >80 PF: >0.9

Beam Angle: 25°

IP Rate: IP65

Lifespan: 50000 hours

Working Temperature: -20~45°C



Function Settings

1. Digital Display status description

Self-locking: Get into locking state when there is no operation over 10 seconds, digital display with low light.

Unlock: Each button press 3 times separately within 3s to unlock.

Address always ON: DMX signal valid.

Address flickering: DMX signal invalid.

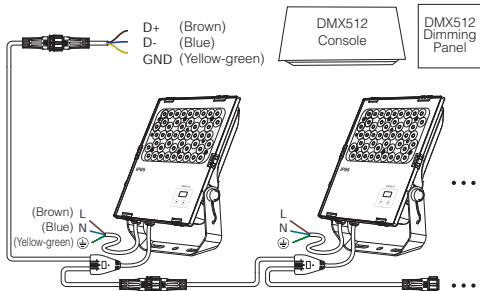
2. DMX initial address setting

Under unlock status, when digital display show 001-512(for example **001**), Short press ▲ button or ▼ button, you can change the DMX initial address; Long press, you can change it quickly.

For Example: Set Initial address to 100

D5-G50	D5-G100
Occupy 5 address 100-104	Occupy 5 address 100-104

Connection Diagram



Attention: If the DMX garden light is over 32pcs, or using the super long signal cable, you need DMX signal amplifier. Amplify signal cannot be over 5 times.

Attention

1. This product should be debugged and installed by professionals.
2. Please check whether the input voltage meets the requirements of the product voltage range.
3. Before switching on the power, please ensure that all wiring is correct, so as not to cause damage to the devices.
4. Please do not install the devices on low-lying and easy inundated area.
5. If fault has occurred, non-professionals do not repair it without permission, otherwise the devices will be damaged.



Made in China