

**MiBOXER<sup>®</sup>**

**Mi • Light Subordinate New Brand**

**DALI 5 IN 1 LED Strip Controller**

Model No.: DL5

## Features

DL5 is a newly developed DALI dimming controller with the newest DALI standard protocol IEC62386. PWM dimming output with soft brightness dimming and fully compatibility. This controller can be compatible with single color, CCT, RGB, RGBW and RGB+CCT output mode. Connecting with up-and-down terminal to easily compatible with many kinds of lamps; widely used on hotel lighting and home lighting, etc.

## Parameters

Model No.: DL5

Input Voltage: DC12V~24V

Output: 6A/Channel

Total Output Max: 15A

Working Temperature: -20~60°C

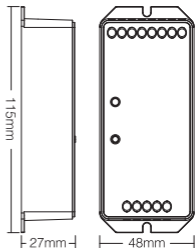
Input Signal: DALI Signal

DALI Bus Standard: IEC62386

Connection: Common anode

Size: 115\*48\*27mm

Weight: 83g



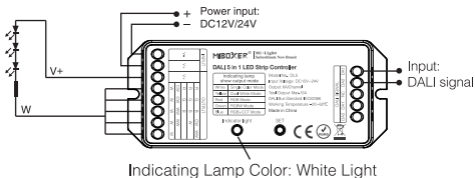
## Indicating lamp showing instruction

Indicating Lamp Color	Output Mode
White Light	Single Color Mode
Yellow Light	Dual White Mode
Red Light	RGB Mode
Green Light	RGBW Mode
Blue Light	RGB+CCT Mode

# Connect to LED strip diagram

## 1. Controller connect to Single Color LED strip diagram

Note: Controller must occupy one address with this output mode.

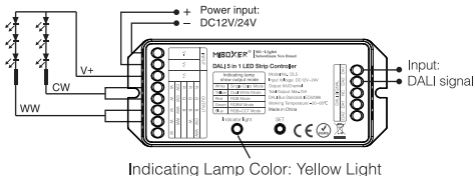


## 2. Controller connect to CCT LED strip diagram

Note: Controller must occupy two DALI address to control cool white and warm white with this output mode.

i.e. set the address to 005

Address	5	6
Controlled Colors	Cold White	Warm White

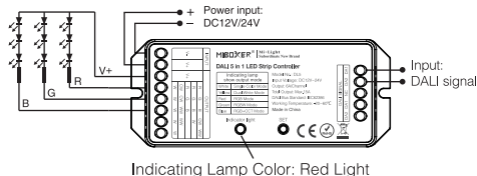


### 3. Controller connect to RGB LED strip diagram

Note: Controller must occupy 3 DALI address to control Red, Green and Blue color with this output mode.

#### i.e. set the address to 005

Address	5	6	7
Controlled Colors	Red	Green	Blue

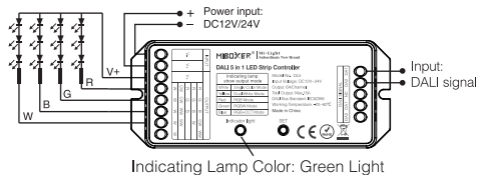


### 4. Controller connect to RGBW LED strip diagram

Note: Controller must occupy 4 DALI address to control Red, Green, Blue and White color with this output mode.

#### i.e. set the address to 005

Address	5	6	7	8
Controlled Colors	Red	Green	Blue	White

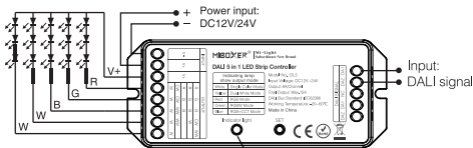


## 5. Controller connect to RGB+CCT LED strip diagram

Note: Controller must occupy 5 DALI address to control Red, Green, Blue, cool white and warm white color with this output mode.

### i.e. set the address to 005

Address	5	6	7	8	9
Controlled Colors	Red	Green	Blue	Cold White	Warm White

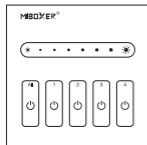


Indicating Lamp Color: Blue Light

## Compatible with these DALI Dimming Panels

(Purchased separately)

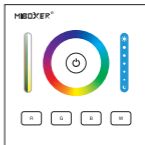
For more details, pls read the dimming panels instruction.



Model No.: DP1



Model No.: DP2



Model No.: DP3

# Attention

1. Please check whether the input voltage of the constant voltage power supply is in accordance with the controller, and please check the connection of both the cathode and anode, otherwise the controller will be broken.
2. Please don't connect wires with power on.  
Please turn on again only when it is in right connection and no short circuit.



Made in China